

 **Class123 Basics**

Beginner Tips

1 Use chrome as your browser

Download Chrome at
<https://www.google.com/chrome>



Class123 works on all browsers but runs best on chrome.

2 Terms of Class123



Wow

(positive)



No-no

(Negative)

=



Points

(num of Wow - num of No-no)



10 **Wows**

× 10 =




A GOLDEN EGG

Set class goals with golden eggs.

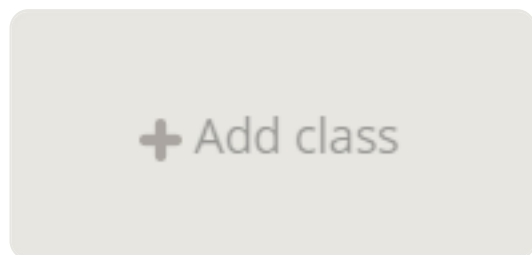
3 Use Class123 with your smartphone

Remotely give feedback to students **anytime, anywhere.**

Search **Class123** on Google Play or App store.




Create class



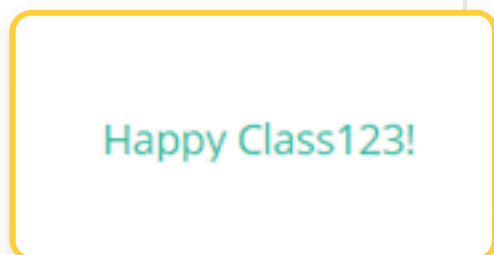
Click '**Add class**'.



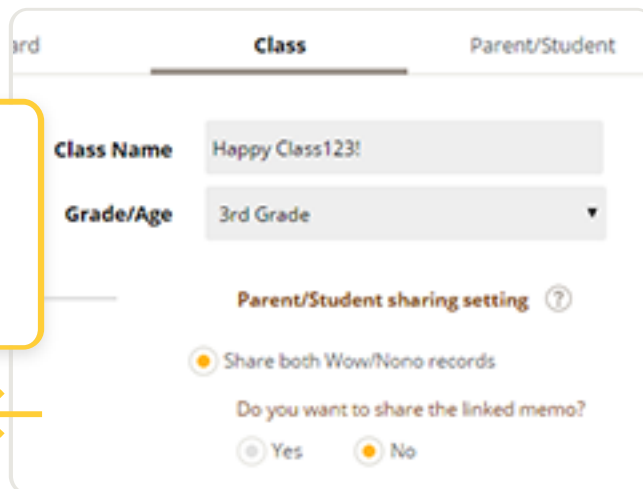
Enter your class information.



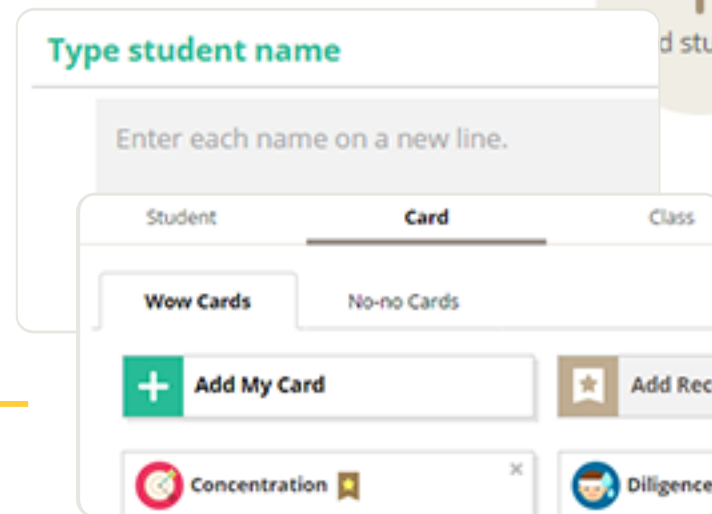
Select an avatar type.




Your class is created! ←



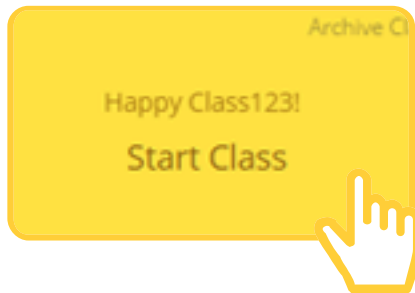
Choose the level of information you'd like to share.



Add student names and photos.
Create your own behavior cards.



Starting your class



Select class.

The screenshot shows a user interface for a class dashboard. At the top, there's a navigation bar with 'Happy Class123!', 'Manage class', 'Community', 'Message', and 'Report'. Below this is a 'My Class' section with a 'Give card' button. The main area features a 'Treat others the way you want to be treated :)' banner and a 'Hall of Fame' section showing a path of student avatars: Kristen Stewart, Chris Hemsworth, Matt Damon, and Matthew McConaughey. A large yellow egg with the number '25' is prominent. On the right, a green banner shows 'Next Goal : 30' and 'Extra recess time!'. At the bottom right, there are statistics: a star icon with '266' and a red icon with '15'. A vertical sidebar on the left contains various tool icons. A '25' goal marker is also visible on the right side.

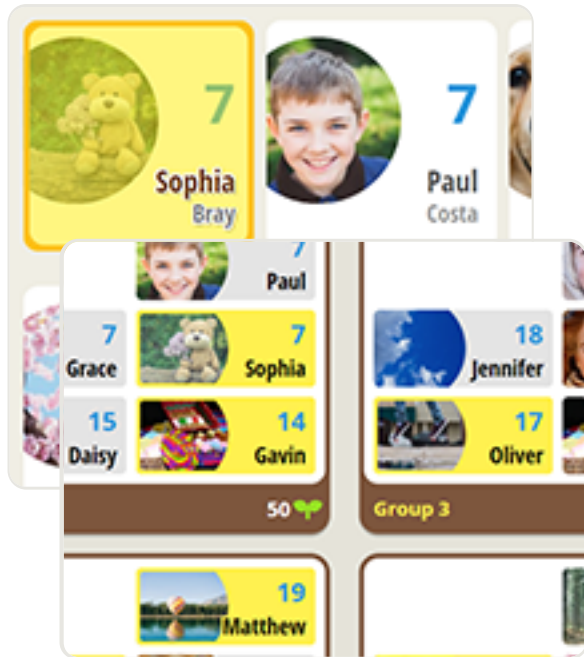
Easily access any feature from the navigation menu on top.

The latest nine students who received a wow card appears here.

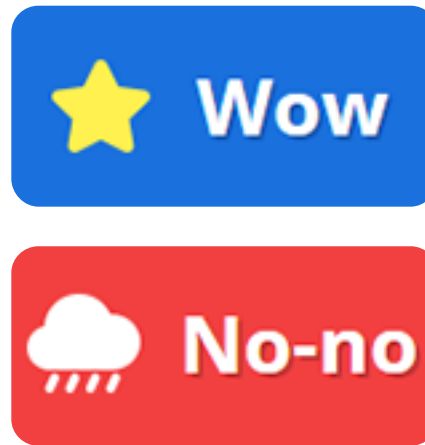
Access the menu bar from any screen to use tools.

Choose between the class goal tracker or the hall of fame to share your class's progress. You can also choose to hide it!

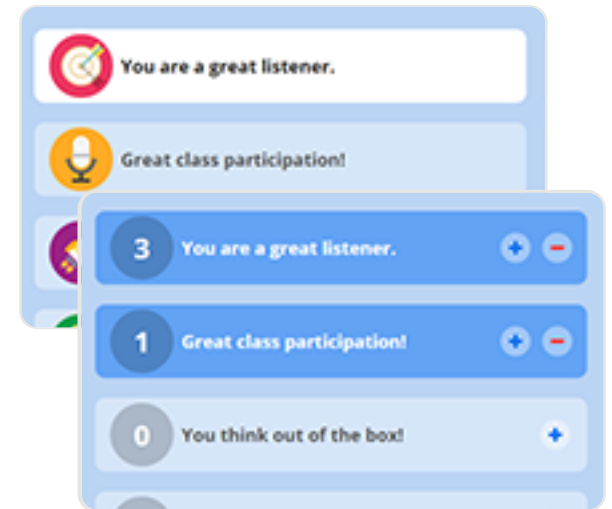
Give behavior cards



Select students from
'Student list' or
'Seating Chart'.



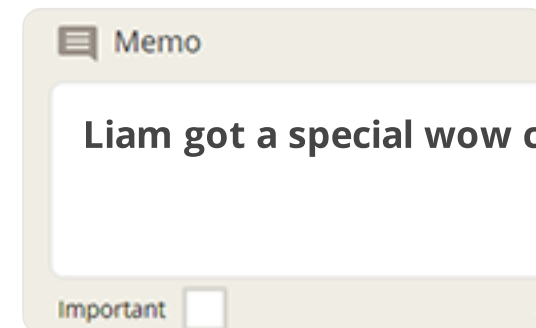
Choose between
a **Wow** or **No-no** card.
You can create a new card
at **Setting > Card**.




※ You can give multiple cards at once.

Click a **behavior** card.

Leave a memo to remember
important events.



Useful tools



Award mutiple!

Award students



Seating Chart



Timer / Alarm



Lucky draw



Board



Announcement



Private message



Wow together /
Home wow



Checklist



Attendance

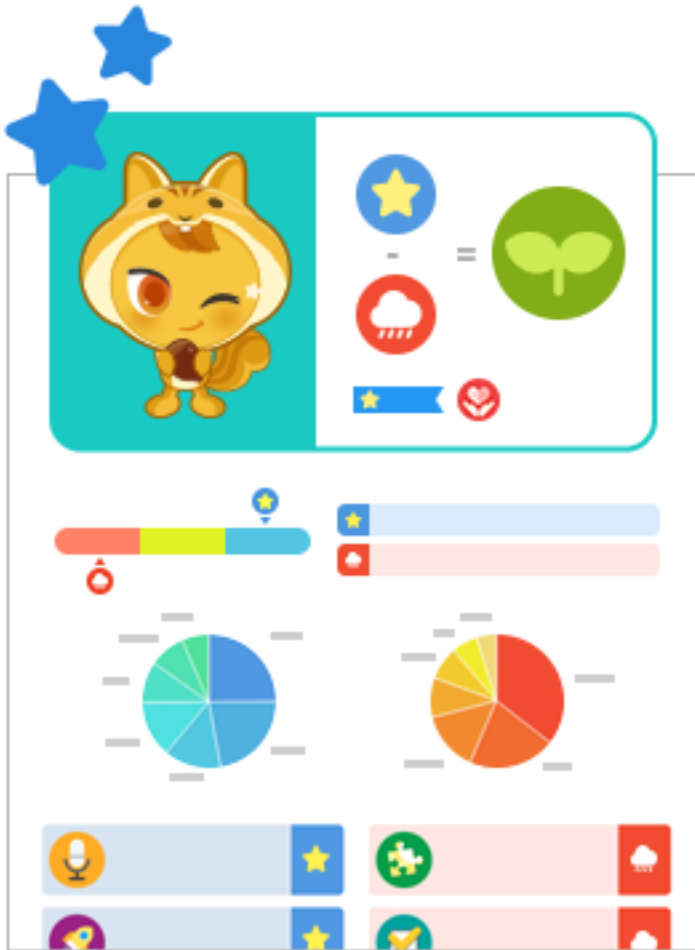


Chalkboard



Bells

Manage report




Analytic Report

View reports of the whole class or by student.

Edit or delete records.

Print reports in one click.



Export data

Export behavior records
and student memos to excel.

Invite students and parents

Connect students and parent to

Share behavior records of students.


Send announcements and check read receipts.

Share class stories with photos and videos on boards.
(You can choose who can read and comment on your post.)

Receive students' positive behavior notes from parents via Home Wow.

Let your students choose their own avatars.

Let your students give positive feedback to each other via Wow together.



Invite parents and students

Setting > Parent/Student

Choose what to share.

You can hide No-no records and memos at **Setting > Class**.

Invite with access code

Download parent/student access codes.
Print and hand them out!

Download Parent/Student Codes

Student name	Student account	Parent account	Access code	Report preview
--------------	-----------------	----------------	-------------	----------------

Sophia Bray

[Add accounts](#)

Invite

[View](#)

[Preview](#)

Directly invite students

Set up an account and assign to students.

Invite parents via email

Type in parents email and invite in one click.

We are here to help!

e-mail : help@class123.ac



Class123 Basics

The quick guide for beginners



User guide

Learn everything of Class123.
Use for a training session
with other teachers.



Teacher resources

From fun pintables to smart reads,
find all the resources you need!

Support

Find FAQ,
explainer video guides here.

Contact

Click here
and let us know your thoughts.

